



# **Parents Makaton Information Pack**

# Contents



1. Introduction
2. What is Makaton?
3. Family signs – Mummy, Daddy, baby and family
4. Family signs – brother, sister, grandmother and grandfather
5. Alphabet
6. Colours
7. Sing a Rainbow song
8. Play school – everyday things
9. Animals- Duck
10. Dog
11. Fish
12. Sheep
13. Chicken
14. Pig
15. Cat
16. Cow
17. Butterfly
18. Hello, goodbye, toilet, girl, boy, lady, man, please and thank you,  
no,
19. good and very good, more, ball, bricks, car and bus, teddy and  
book



Welcome to our Makaton information pack. Within the nursery we are using a few basic Makaton signs with the children in addition to speech to aid communication. We hope this information pack is a helpful tool to use with your child at home and if any of you learn any new signs in addition please share them with us.

Thank you.

Amy



## **What is Makaton?**

Makaton is a unique language programme which may be used as:

- A systematic multi-modal approach for the teaching of
  - Communication skills
  - Language skills and
  - Literacy skills
- A source of highly functional vocabulary for
  - The person with communication needs
  - Their interactive partners

( [www.makaton.org](http://www.makaton.org) )

## **Our aims and the benefits of using Makaton**

- For basic communication
- To help understanding
- To develop language skills
- To assist social interaction
- To help build relationships
- To increase equal opportunities
- Promotes independence
- Boosts confidence and self-esteem
- Encourages spoken word
- Eases pre-spoken vocabulary frustrations
- Promotes quality interaction time
- Improves listening skills

## **Things to remember when signing**

- Speak normally
- Emphasize only the key words
- Maintain eye contact
- Do not sign to fast
- Using hand over hand to assist the child can help them to feel the sign.



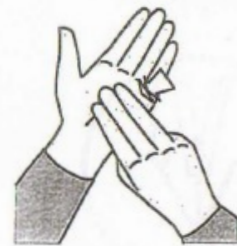
family



family



mummy



mummy



daddy



daddy



baby



baby



sister



sister



brother



brother



grandmother



grandmother



grandfather



grandfather



# Colour Signs


red



yellow



pink



green



purple



orange



blue



brown



black



white



gold




silver



grey



dark



light



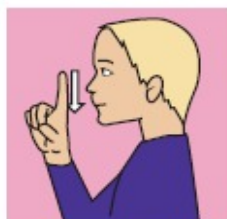
colour




NB Colours are subject to regional variation - check for local usage.

© 2005 DEAFSIGN from the LET'S SIGN SERIES - [www.deafsign.com](http://www.deafsign.com) - [cath@deafsign.com](mailto:cath@deafsign.com) - 01642 580505


# SING A RAINBOW



Red and yellow and pink and green, purple



and orange and blue. I can sing



a rainbow, sing a rainbow, sing a rainbow too.



Listen with your eyes, (rep) and sing



everything you see...you can



sing a rainbow, (rep) sing along with me



# PLAY SCHOOL - EVERYDAY THINGS

hello



welcome



play



toys



draw



paint



outside



inside



come



drink



milk



water



eat



biscuit




fruit

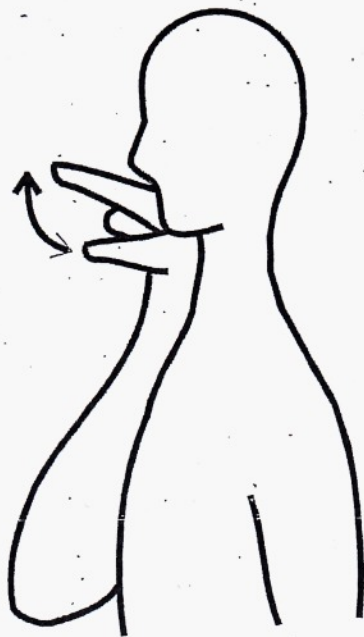


cheese





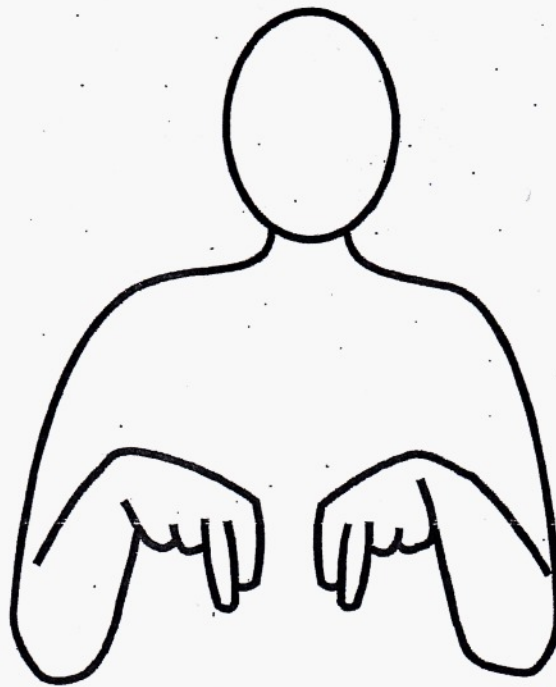
Duck




Duck




Dog



Dog




Fish




Fish




Sheep




Sheep



**Chicken**




**Chicken**



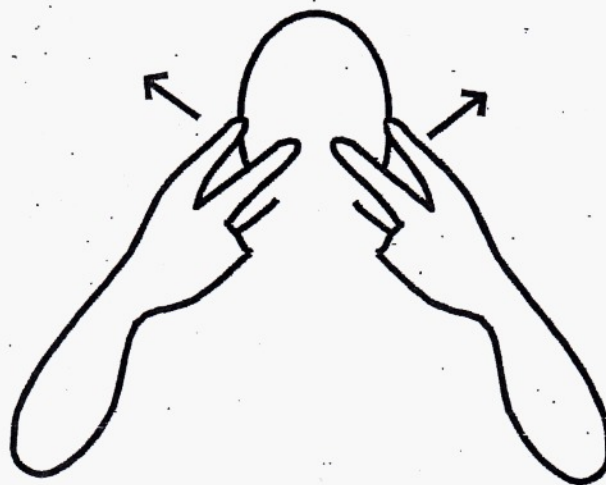
Pig



Pig




Cat

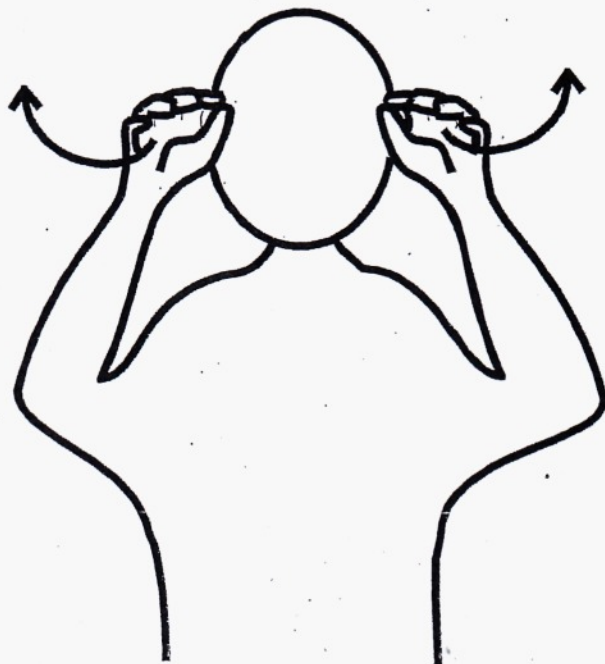


Cat







Cow



Cow



Butterfly




Butterfly

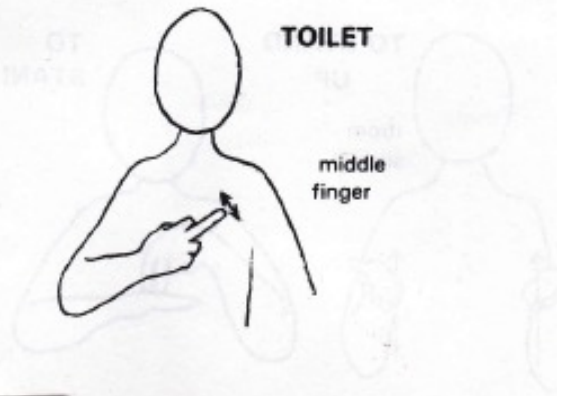
hello




GOODBYE



TOILET

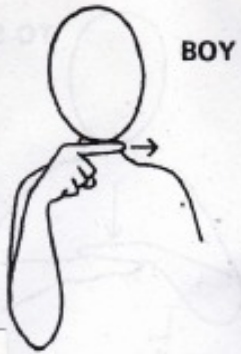


GIRL

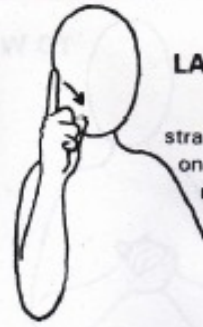


two small forward stroke: at corner mouth

BOY



LADY



straight finger on cheek - move arm

MAN



stroke beard

PLEASE  
THANK YOU



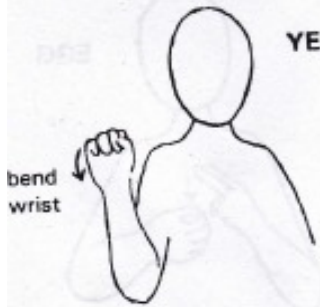
Thank you

Please

NO



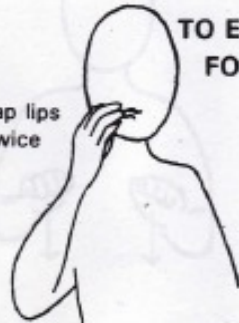
YES



bend wrist

TO EAT  
FOOD

tap lips twice



CUP  
DRINK  
TO DRINK



